



1300 ENTERPRISE ROAD GENEVA, ALABAMA 36340-0580 800-239-4621 FAX 1-800-508-1469 www.reliablelouvers.com

RCS STATIONARY LOUVERS ROUND AND SEMIROUND SHAPES EXTRUDED ALUMINUM

STANDARD CONSTRUCTION

FRAME

6063T5 extruded aluminum. RCS louvers are constructed with the standard or flange frames shown on this page. Drainable head and jamb frames are not utilized.

BLADES

6063T5 extruded aluminum.

SCREEN

$\frac{3}{4}$ " x .051" (19 x 1.3) expanded, flattened aluminum bird screen. Screen adds approximately $\frac{1}{2}$ " (13) to louver depth.

FINISH

Mill.

MINIMUM SIZE

RCS245D – 18" (457) diameter.

All others – 24" (610) diameter. Consult Reliable if smaller sizes are required.

MAXIMUM SIZE.

Typically shall be 75 ft² (7m²) per section, not to exceed 120"w x 90"h (3048 x 2286) or 90"w x 120"h (2286 x 3048). Consult Reliable for section information on specific size louvers.

Louvers larger than the maximum factory assembly size will require field assembly of smaller sections.

SUPPORTS

Louvers may be provided with rear mounted hidden vertical blade supports (HVBS) that increase louver depth (see detail). Support depth varies depending on louver size, assembly configuration or windload.

PERFORMANCE

The drainable styles offered in RCS louvers are only performance tested in a square louver configuration. RCS louver performance may differ from comparably sized RCS models. RCS models are not licensed to bear the AMCA Seal for performance.

***See individual louver model spec sheet for more detailed construction information.**

FEATURES

The RCS offers:

- Architecturally styled, hidden mullions for attractive appearance.
- Corrosion resistant, all aluminum construction.
- Outstanding durability and low maintenance.

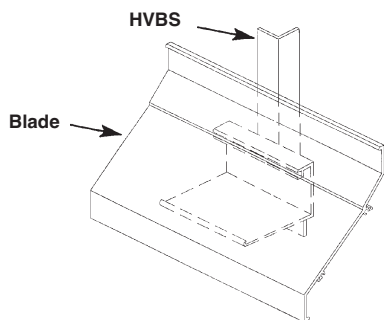
VARIATIONS

Variations to the basic design of this louver are available at additional cost. They include:

- Extended sill.
- Flange frame.
- Hinged frame.
- Front or rear security bars.
- Filter racks.
- A variety of bird and insect screens.
- Selection of finishes: prime coat, baked enamel (modified fluoropolymer), Pearledize 50 & 70, Kynar, clear and color anodize (some variation in anodize color consistency is possible).

Consult Reliable for other special requirements.

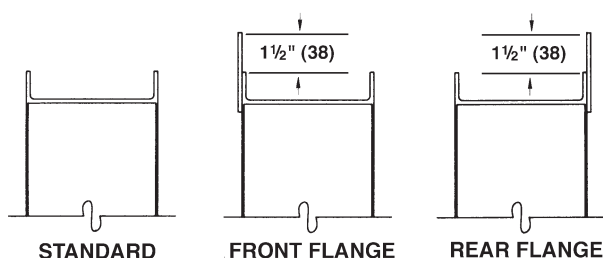
SUPPORT DETAIL



BLADE STYLE OPTIONS

230RB	645RB
245RB	6375Z
245D	6375Z125
4375Z	445RB
4375D	2DDWRG
445RD	4DDWRG
445RD125	5DDWRG
4RCH-V	3RRGH
445DD	4RRV
4375B	6RRSV
6350DS	

FRAME CONSTRUCTION



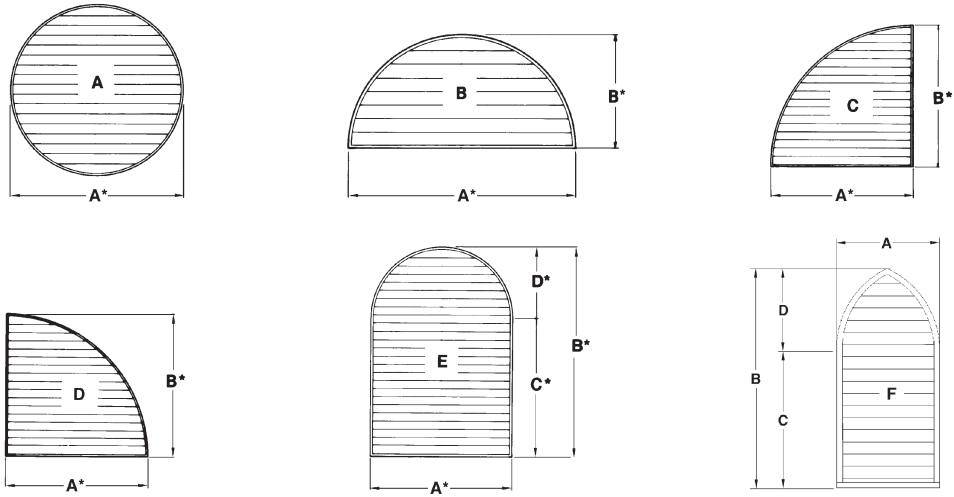
Dimensions in parenthesis () indicate millimeters.

*Unit is furnished $\frac{1}{4}$ " (6) smaller than given opening dimensions.

QTY.	BLADE STYLE	SHAPE					SIZE				FRAME	VARIATIONS
		A	B	C	D	E	A*	B*	C*	D*		
JOB						LOCATION						
CONTRACTOR												

WebREPS
1-800-810-3280

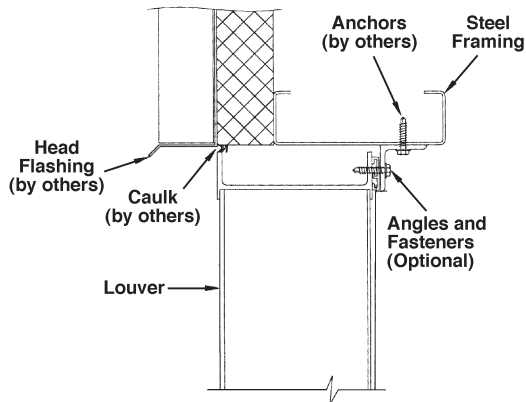
STANDARD SHAPES FRONT VIEWS



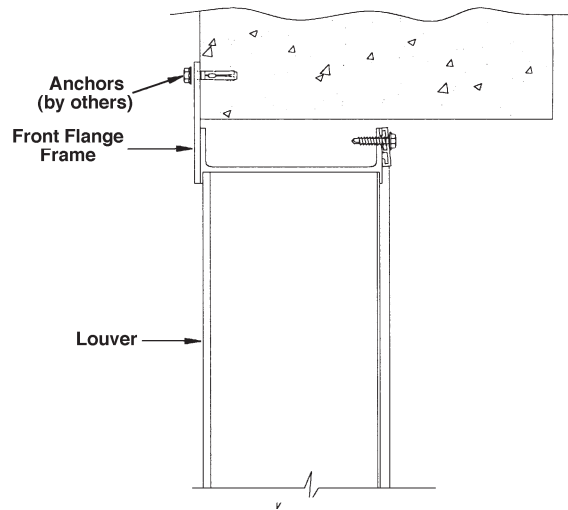
*Units furnished 1/4" (6) smaller than given opening dimensions.

TYPICAL INSTALLATION DETAILS

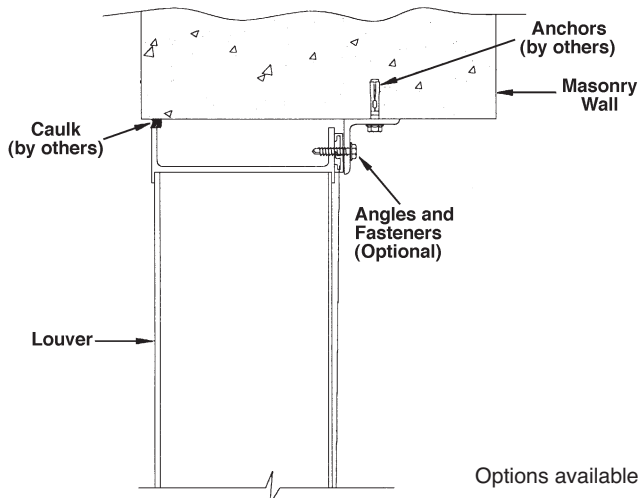
Metal Panel Wall



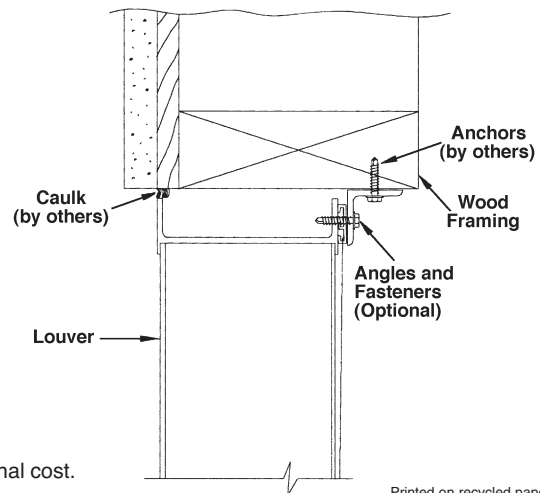
Flange Mount



Masonry Wall



Wood Installation

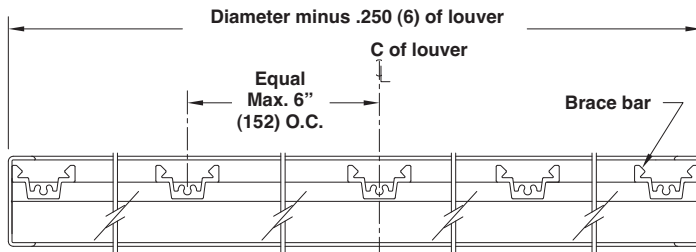


Options available at additional cost.



1300 ENTERPRISE ROAD GENEVA, ALABAMA 36340-0580 800-239-4621 FAX 1-800-508-1469 www.reliablelouvers.com

DIAMETER AEL-42 W/ 187 FRAME



STANDARD CONSTRUCTION

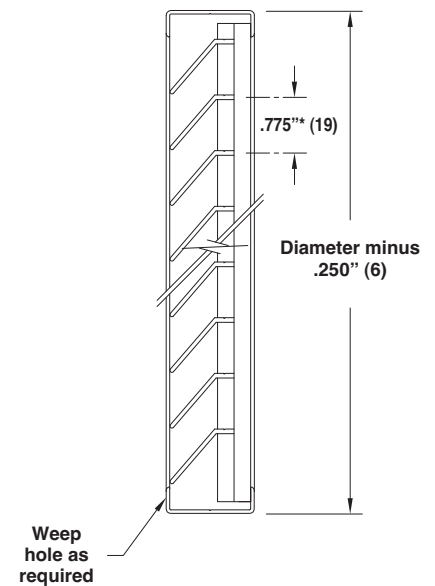

- Extruded aluminum; 6063-T5

OPTIONS

- ☐ Clear or anodized finish
- ☐ Prime coat
- ☐ Baked Enamel (Kynar 50%)
- ☐ Pearledized 50 or 70
- ☐ Kynar 70%
- ☐ 1" (25) blade spacing

Notes:

1. Face view for illustration purposes only
2. Dimensions in inches, parenthesis () indicate millimeters

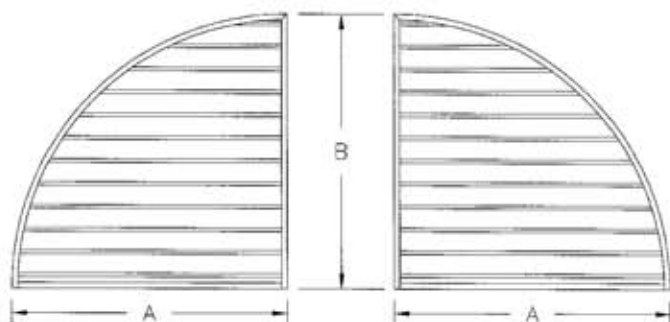


UNIT TYPE	UNIT MODEL NO.	DIA.	VARIATIONS
PROJECT ARCH./ENGR. REPRESENTATIVE			LOCATION CONTRACTOR DATE


WebREPS
 1-800-810-3280

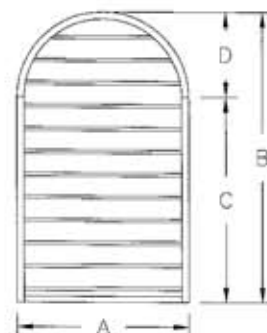
MODEL RCS CIRCULAR AND SEMICIRCULAR LOUVERS

FOR SPECIFIC CONSTRUCTION DETAILS SEE APPLICABLE MODEL SHEETS



LH QUARTER CIRCLE
SHAPE C

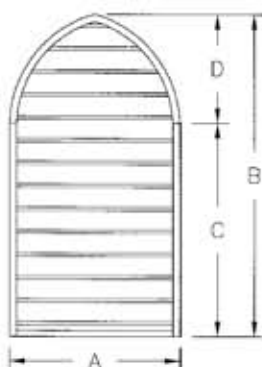
RH QUARTER CIRCLE
SHAPE D



RADIUS TOP
SHAPE E



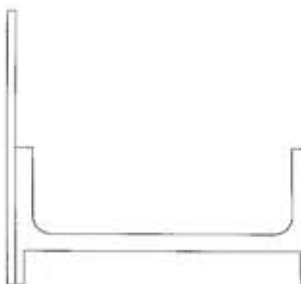
CIRCLE
SHAPE A



GOTHIC
SHAPE F



CHANNEL FRAME



FLANGE FRAME



SEMICIRCLE
SHAPE B

QTY.	MODEL	TYPE	LOUVER DIMENSIONS				MARK
			A	B	C	D	

PROJECT:

ARCH./ENGR.:

REPRESENTATIVE:

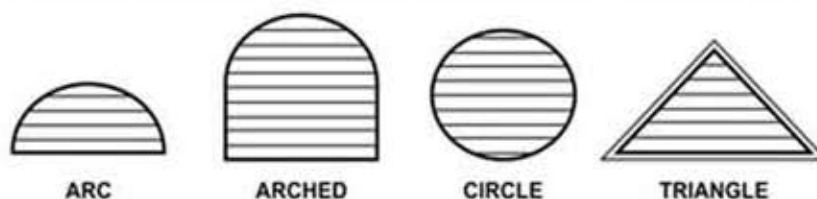


WebREPS
1-800-810-3280

LOCATION:

CONTRACTOR:

DATE:



LOUVERS

We have 1000's of submittals, and color options, give us a call. We will send you a spec sheet, give you a time frame and get a quote on just about anything !

Call: 800-810-3280 ext. 101

