

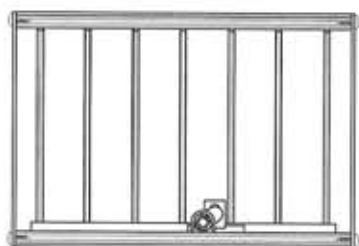
OPPOSED BLADE DAMPER DUCT MOUNTED

BLADES ON 1" CENTERS & MOUNTED IN CONJUNCTION WITH
SCREW DRIVER OPERATED ADJUSTING MECHANISM.
ALL OBD BLADES RUN SHORT DIMENSION.

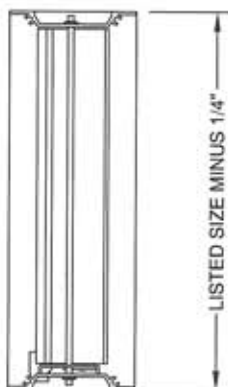
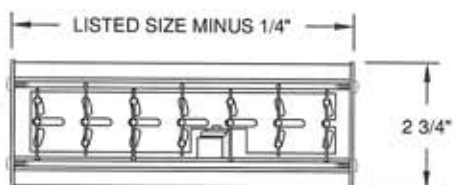
EXTRUDED ALUMINUM; 6063-T5

FINISH - MILL - AS EXTRUDED

Please note: Maximum size for a single operator is 20" x 20". For example: a 28" x 28" would have 4 operators and a 28" x 20" would have 2 operators.

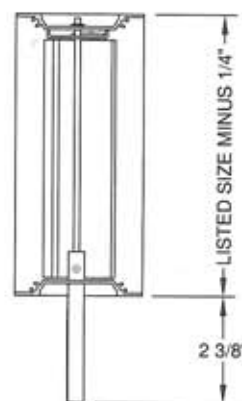
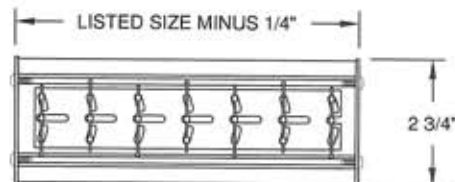
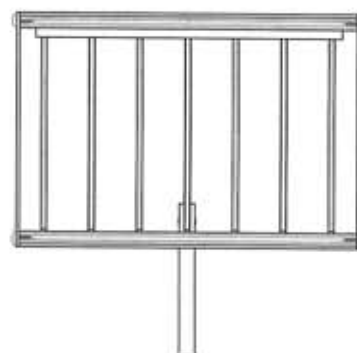


Internal Face Adjustable



MODEL - OBD-DM

External 3/8 Rod Adjustable



3/8"
SQUARE ROD

MODEL - OBD-RD-DM - ROD OPERATOR

DWG NO.

02HV185A

DATE:

6/19/02

JOB NAME: _____

LOCATION: _____

ARCHITECT: _____

ENGINEER: _____

CONTRACTOR: _____

FINISH: _____