



CASTLE

BR23



CLASSIC

BK59



COBBLESTONE

Rust



CONTEMPORARY

WH120



CORINTHIAN

Weathered Brown



EXPO

Silverado II



GOTHIC

Almond Texture



HERRINGBONE

BK59



MISSION

Copper Texture



NEW CLASSIC

BK62



OMNI

BG38



PRESIDENTIAL

Dark Roast



REGENCY

WH120




RENAISSANCE

Rust



ROYAL PALM

Weathered Brown



SANTA FE

Silverado II



SQUARE

Brite Bond Chrome




STONE WALL

BR23




TUSCAN

Copper Clad



TRADITIONAL

BK62



VICTORIAN

Almond Texture



VINE

Copper Texture



VINEYARD

BK59

Note: Colors and textures shown are printed color comparisons and actual colors and finishes may vary. Color chips are available by request. 1-866-816-9005.

©SteelCrest Registers & Grilles 2010. Images and descriptions are rights reserved.

# The Cabin Collection

INSPIRED BY NATURE



BASS



BEAR



BRONCO



DEER



EAGLE



FISHERMAN

The Cabin Collection's "medallion" designs are centered on the grille face with your choice of surrounding design. Elk medallion with Tuscan design (right) Mountain and Pinecone designs fill the entire grille face (below).



ELK



MOUNTAIN

Cabin Collection designs look great for return air filter frames, control panel boxes, hinged access panels, and other SteelCrest architectural accents.



Adjustable OBD damper assembly is attached to all supply registers for quick installation.



All Medallions are available with any standard pattern background


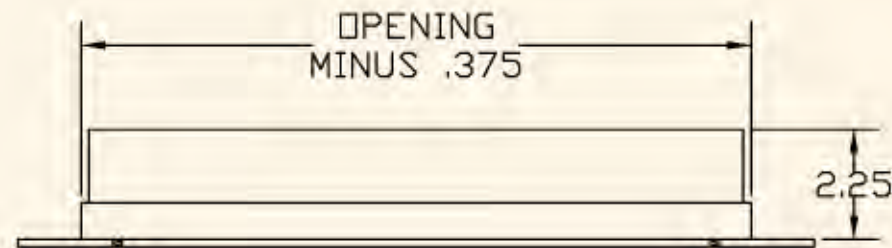
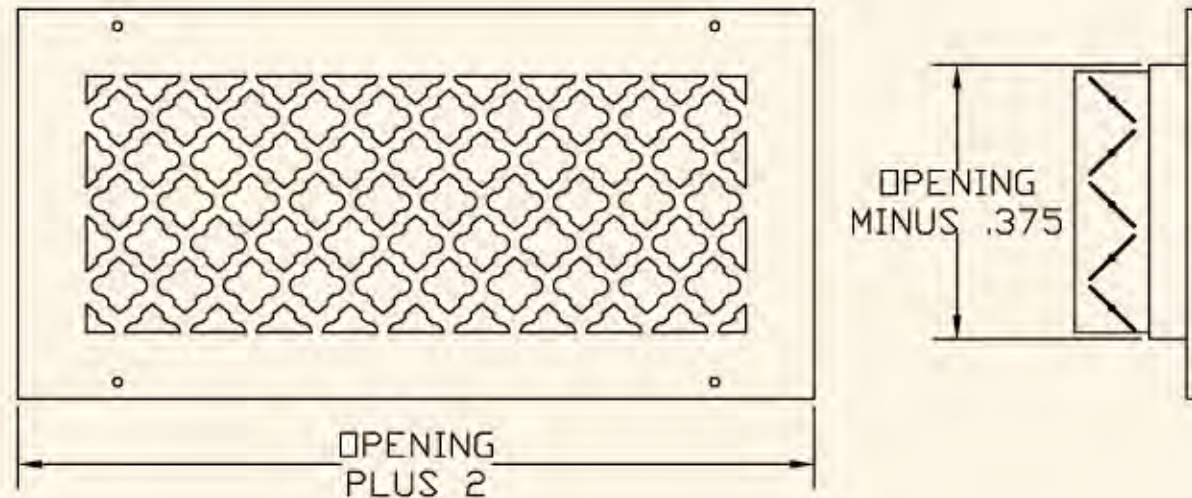


Pine Cone in brushed stainless



Not all Cabin Collection patterns are suitable for floor applications

# High Velocity Options



NOTE: IF LARGER DIMENSION OF THE OPENING IS LESS THAN OR EQUAL TO 5", THE OUTER DIMENSION WILL BE OPENING PLUS 1.5  
IF THE LARGER DIMENSION OF THE OPENING IS EQUAL TO OR GREATER THAN 14", THE OUTER DIMENSION WILL BE OPENING PLUS 2.5

	MATERIAL: 18 GAUGE STEEL, TYPICAL ABOVE DIMENSIONS ARE IN INCHES FINISH: TO BE DETERMINED OVERALL OPENNESS, VARIES PER DESIGN	SCALE: NONE	<b>TYPICAL SUPPLY</b>  THIS INFORMATION CONTAINED IN THIS DRAWING IS THE SOLE PROPERTY OF STEELCREST CORPORATION. ANY REPRODUCTION IN PART OR AS A WHOLE WITHOUT WRITTEN PERMISSION OF STEELCREST CORPORATION IS PROHIBITED.
	PROJECT:	DRAWN: DL	
		DATE: 7-15-09	
		COMMENTS:	

- ★ **FACE OPTIONS**-High Velocity supply's can be ordered with a Wooden face that SteelCrest can stain to match any decor, or powder coated steel face.
- ★ **SHAPES**- Options include square, round or custom shapes.
- ★ **MATERIAL/THICKNESS**-High Velocity supplies are 1/8 inch steel, optional materials include; steel up to 1/2 inch thick, and stainless steel up to 3/8 inch thick (does not apply to wood face products).
- ★ **BORDER**-Ornamental border or custom border sizes and shapes are possible.
- ★ **SCREEN MESH BACKER**-High Velocity supplies can be ordered with a Screen mesh backer that mounts behind the register face.
- ★ **CUSTOM PATTERNS**-Company logos or even names can be incorporated into any SteelCrest product.
- ★ **LIFETIME WARRANTY**-All SteelCrest products are of the highest quality and we stand behind them 100%

# Baseboard Register Options

- ★ **MATERIAL**- Baseboard Registers are 18 gauge steel, with a 1/8 inch thick steel face, optional materials include 1/8 inch thick stainless steel, and 1/8 inch thick aluminum.
- ★ **SIZE**- Available in any length up to 8 foot long
- ★ **CUSTOM PATTERNS**- Company logo's or even names can be incorporated into any SteelCrest product.
- ★ **LIFETIME WARRANTY**-All SteelCrest products are of the highest quality and we stand behind them 100%

# High Velocity

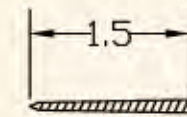
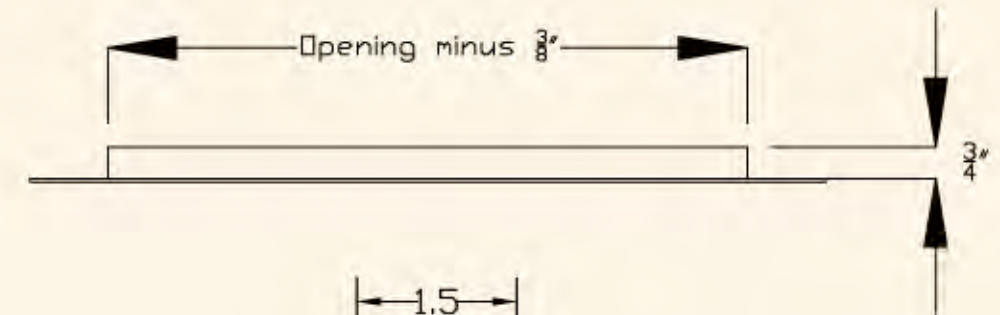
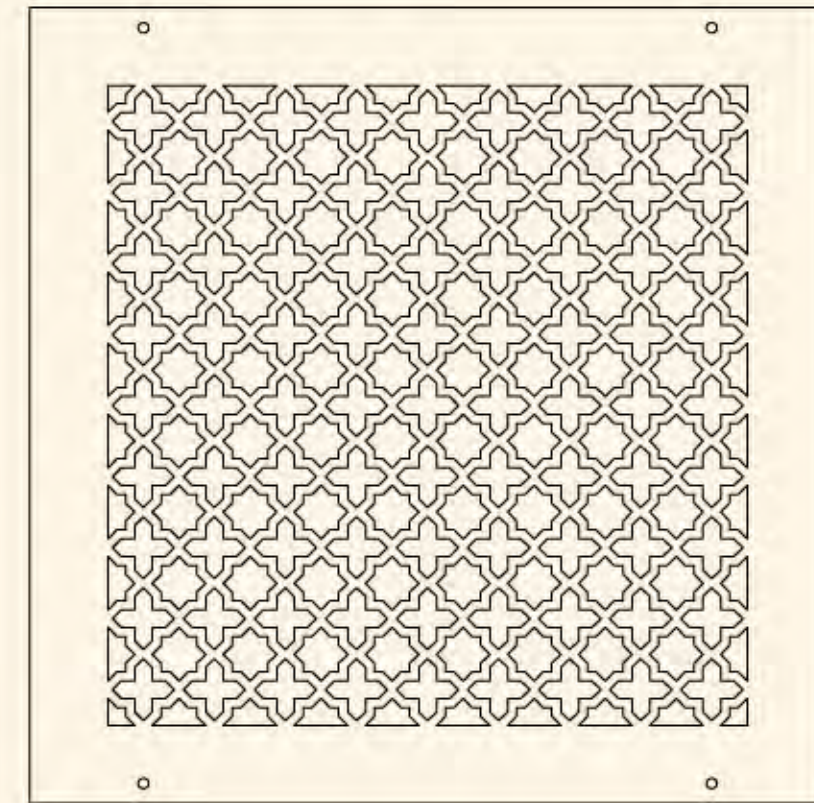

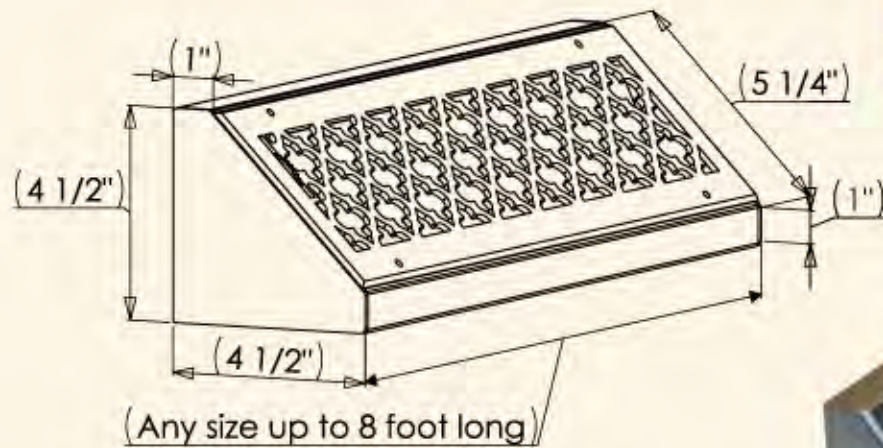
Available in wood face or metal face  
square or round in any pattern



# Baseboard Registers

## THE BASEBOARD AIR REGISTER FEATURES

- all steel construction with 1/8" thick grille face
- sturdy 18 gauge steel box and damper
- all parts have baked powder-coat finish
- smooth dial action to adjust damper
- 20+ grille designs, or request a custom design
- wide base extension for most openings
- retro-fit easily with standard box sizes
- fully-assembled ready to install



#8 PHILLIPS HEAD SCREW



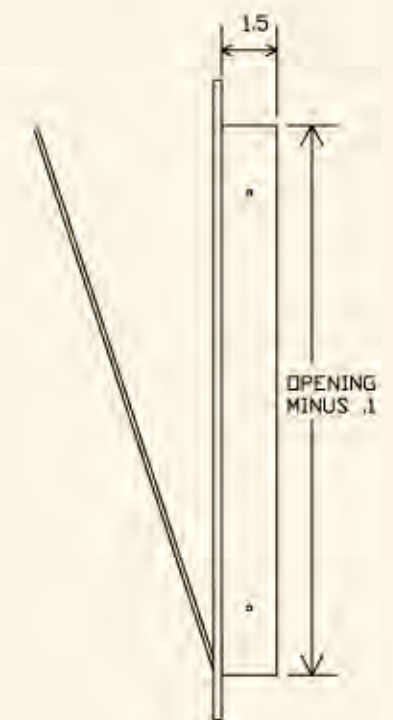
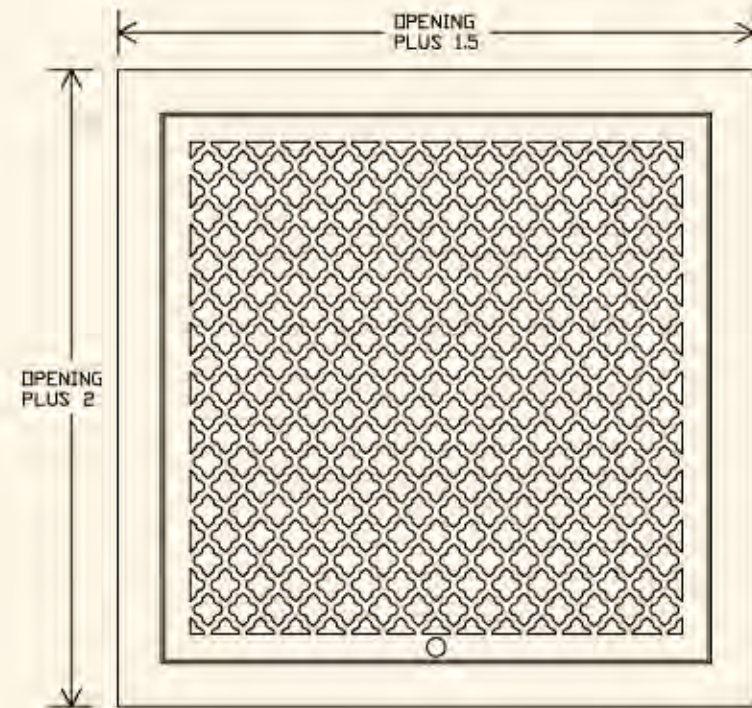
MATERIAL: 18 GAUGE STEEL  
ABOVE DIMENSIONS ARE IN INCHES  
FINISH: TO BE DETERMINED  
OVERALL OPENNESS: VARIES PER DESIGN

SCALE	NONE
DRAWN	DL
DATE	7-16-09
Q.A.	
COMMENTS	


## TYPICAL RETURN GRILLE

THIS INFORMATION CONTAINED IN THIS DRAWING IS THE SOLE PROPERTY OF STEELCREST CORPORATION. ANY REPRODUCTION IN PART OR AS A WHOLE WITHOUT WRITTEN PERMISSION OF STEELCREST CORPORATION IS PROHIBITED

PROJECT:



1-INCH FILTER CAPACITY



**Utility meets decor.**

Do thermostats or security system control panels typically blend in with interior decor? Now they do, SteelCrest makes it happen.

Could a security panel be a decorative feature? Yes, SteelCrest makes it happen.

**How?**

30 Designs to Choose  
 13 Powder-coat Colors  
 1/8" Steel Construction  
 Hidden Hinge  
 Plus, special sizes, opening dimensions, and custom designs - all Yes!

HVAC & Decor Products  
**SteelCrestOnline.com**

SteelCrest recommends that a licensed contractor is consulted for proper disconnection and/or installation of control panels for all types of electrical systems.

**How to Measure**

1. Measure the opening currently in the wall (remove the existing control panel if necessary); or as your contractor.
2. Control Panel Box standard dimensions including flange are: Depth = 2.625" Width = 10.75" Height = 7.75"
3. The recessed box standard dimensions are: Depth = 2.5" Width = 8.75" Height = 5.75"
4. The flange dimension is 1" each side which conceals the opening.
5. Steel thickness is .125" for door and flange.
6. Surface-mount Control Panel Box, or non-standard dimension products can also be manufactured.
7. Control Panel box slides into opening and locks into place with screw-adjusted wing clamps below mounting surface.



MATERIAL: 18 GAUGE STEEL  
 ABOVE DIMENSIONS ARE IN INCHES  
 FINISH TO BE DETERMINED  
 OVERALL OPENNESS VARIES PER DESIGN  
 PROJECT:


SCALE	NONE
DRAWN	DL
DATE	7-16-09
D.A.	
COMMENTS	

**TYPICAL RETURN-AIR FILTER FRAME**


THIS INFORMATION CONTAINED IN THIS DRAWING IS THE SOLE PROPERTY OF STEELCREST CORPORATION. ANY REPRODUCTION IN PART OR AS A WHOLE WITHOUT WRITTEN PERMISSION OF STEELCREST CORPORATION IS PROHIBITED.

# Control Panel Box

1/8-inch Steel Face Plate with Design  
(Aluminum and other materials available)



Powder-coat Finish  
(samples available)



Hidden hinge

Hidden screws  
that allow cut-in  
mounting

Heavy duty 18 gauge  
steel enclosed back

The Control Panel Box is a decorative and functional cover for thermostats, security system panels or any electronics. Cut-in or surface mounting is possible with SteelCrest's exclusive hidden mounting system.

Details like the hidden hinge, hammered pull/latch closure, and custom grille designs make SteelCrest's products unique.



CLASSIC



Pinecone



PRESIDENTIAL  
(vertical box style)

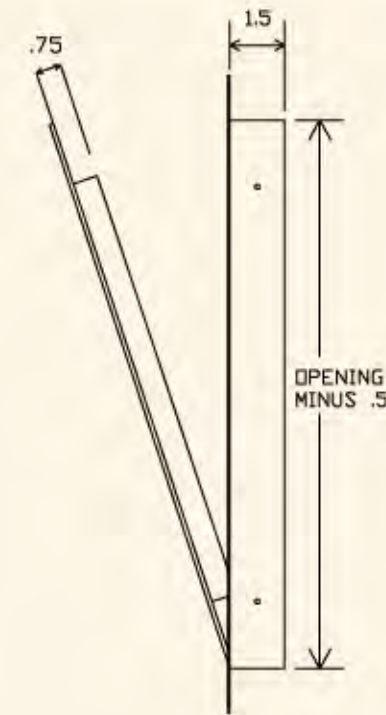
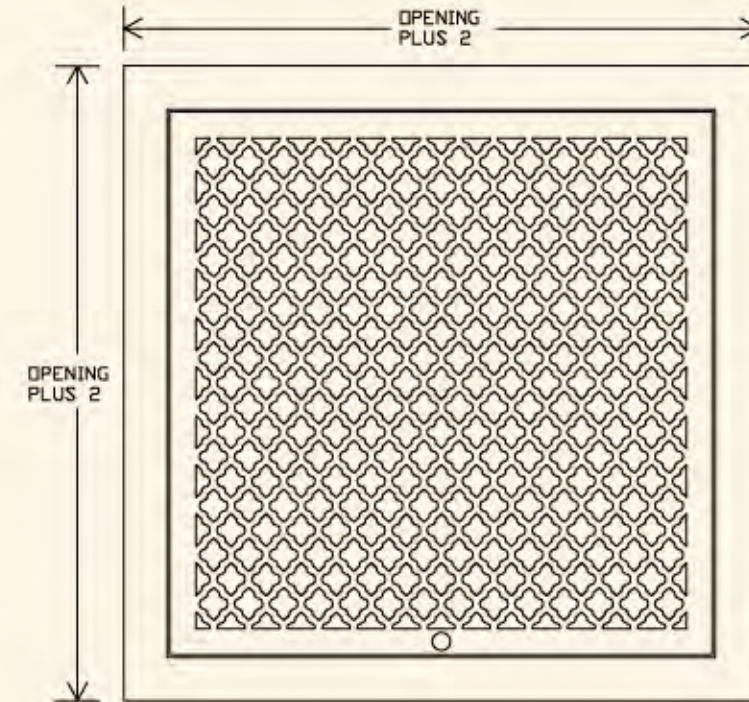


TUSCAN



### Options

- Ornamental or custom flange
- Steel to 1/2 inch, aluminum to 1/4 inch
- Stainless steel to 3/8 inch thick
- Beveled edge
- Any size
- Any hinge location
- Key lock available



MATERIAL: 18 GAUGE STEEL  
 ABOVE DIMENSIONS ARE IN INCHES  
 FINISH: TO BE DETERMINED  
 OVERALL OPENNESS: VARIES PER DESIGN  
 PROJECT:

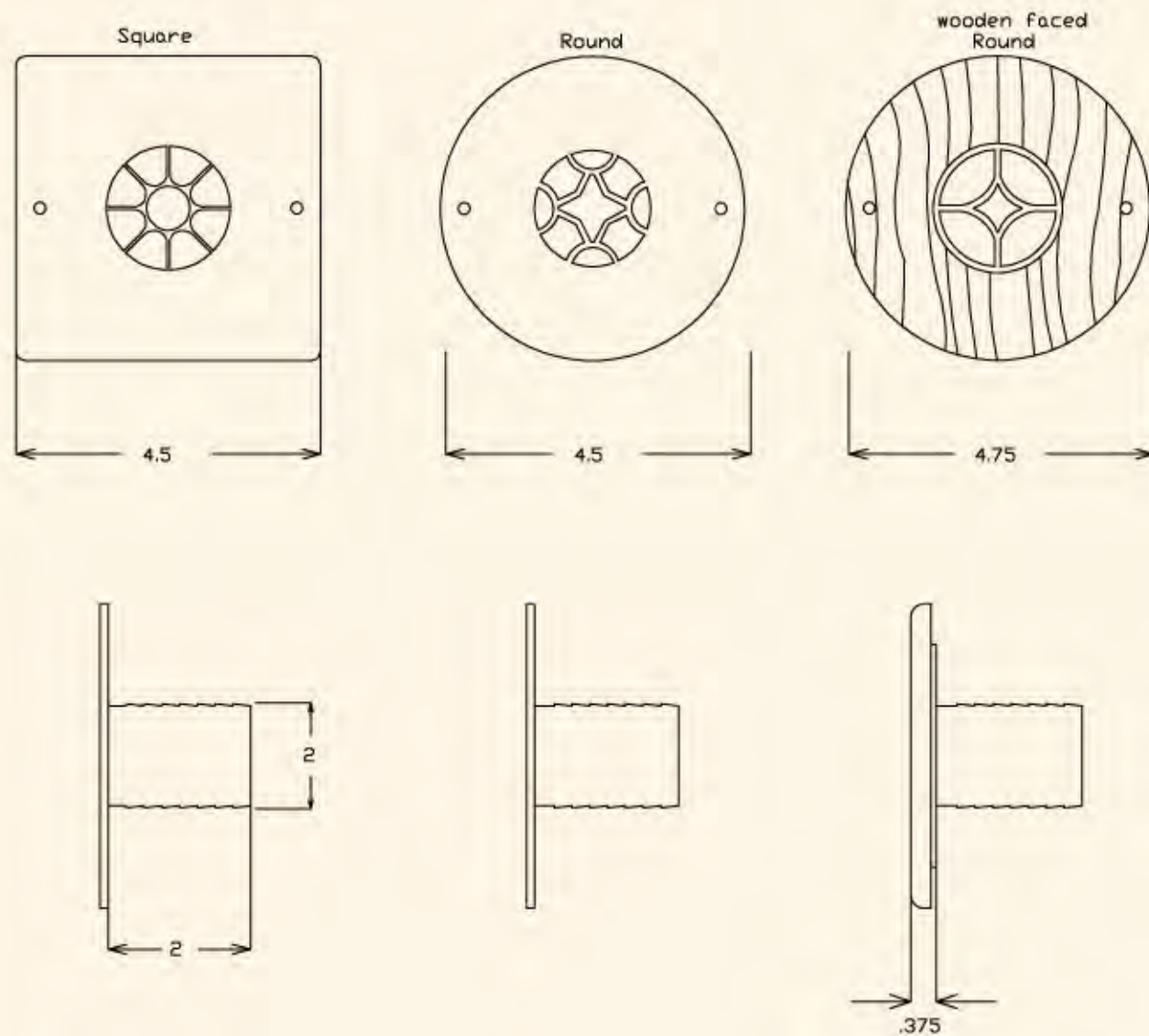
SCALE: NONE  
 DRAWN: DL  
 DATE: 7-16-09  
 G.A.  
 COMMENTS:

### TYPICAL ACCESS PANEL

THIS INFORMATION CONTAINED IN THIS DRAWING IS THE SOLE PROPERTY OF STEELCREST CORPORATION. ANY REPRODUCTION IN PART OR AS A WHOLE WITHOUT WRITTEN PERMISSION OF STEELCREST CORPORATION IS PROHIBITED.

# Access Panel Options

- ★ **RADIUS**-SteelCrest can match almost any radius, inward, or outward.
- ★ **BACKERS**- Access panels come standard with a solid backer that blocks air flow but can be ordered with a Concealment Louver that mounts on the back to block the view but doesn't affect air flow.
- ★ **SCREEN MESH BACKER**-Optional with a Screen mesh backer that mounts behind the face.
- ★ **MATERIALS/THICKNESS**-Access Panels are 14 gauge steel, optional materials include; steel up to 1/8-inch thick, and stainless steel up to 1/8-inch thick.
- ★ **BORDER**-Ornamental border or custom border sizes and shapes are possible.
- ★ **CUSTOM PATTERNS**-Company logo's or even names can be incorporated into any SteelCrest product.
- ★ **KEYED LOCKS**-Access panels can be ordered with keyed locks, and multiple panels can be keyed alike.
- ★ **LIFETIME WARRANTY**-All SteelCrest products are of the highest quality and we stand behind them 100%



MATERIAL: 18 GAUGE STEEL  
 ABOVE DIMENSIONS ARE IN INCHES  
 FINISH: TO BE DETERMINED  
 OVERALL OPENNESS: VARIES PER DESIGN

PROJECT:

SCALE: NONE  
 DRAWN: DL  
 DATE: 7-16-09  
 Q.A.  
 COMMENTS:

TYPICAL HIGH VELOCITY AIR SUPPLY

THIS INFORMATION CONTAINED IN THIS DRAWING IS THE SOLE PROPERTY OF STEELCREST CORPORATION. ANY REPRODUCTION IN PART OR AS A WHOLE WITHOUT WRITTEN PERMISSION OF STEELCREST CORPORATION IS PROHIBITED.



# Hinged Access Panels



Access Panels are perfect for a variety of environments to hide essential but unattractive control panels, motors, pumps and electrical panels.

Hinged Access Panels are made to fit any size or shape including radius face (pictured below). Sturdy 14 Gauge steel and baked on powder-coat finish ensures a beautiful appearance for many years.

Select from any of the SteelCrest designs, or we can make a custom design for you.



*Our SteelCrest registers look awesome! Due to the age of our home(1940s) most of the registers had to be custom-sized and what a difference they make! They were easy to install and they fit perfect. I can't wait for my brother to see them - he'll be your next customer!*

*Candy Williams  
Phoenix, Arizona*



# Cabinet, Window and Door inserts

Powder-coat Finish  
(samples available)



Custom made to  
fit your cabinets

1/8-inch Steel Face Plate with Design  
(Aluminum and other materials available)



Frosted acrylic backers are available as an option



# Return Air Filter Frame Options

- ★ **SIZE**-Return Air Filter Frames can be ordered in any size. If you can dream it we can build it.
- ★ **MATERIAL**-Return Air Filter Frames are heavy duty 18 gauge steel, optional material is 18 gauge stainless steel.
- ★ **CUSTOM BORDER**-Any size border is possible, and we offer custom border sizes on any side.
- ★ **HINGE PLACEMENT**-Can be ordered with specific hinge placement, let us know which direction you would like the door to open.
- ★ **CUSTOM PATTERNS**-Company logo's or even names can be incorporated into any SteelCrest product.
- ★ **LIFETIME WARRANTY**-All SteelCrest products are of the highest quality and we stand behind them 100%






# Return Air Filter Frames

Powder-coat Finish  
(samples available)

Removable door for  
easy installation



Comes Standard with Washable Black Filter

## Great for walls or ceilings



Offered in all of the SteelCrest designs including Cabin Collection, and custom designs.

# Add elegance to your home with Cabinet, Window and Door Insert Grilles & Speaker Covers



Any Size

Any Design

### Window Grilles (standard 1/8" steel)

- Combine custom décor and security\*
- "Expanded" design style for best appearance
- Choose any material thickness - 1/16" to 1/2"
- Steel, Stainless Steel, or Aluminum
- Custom patterns available
- Any size, design, shape, or color




### Door Grilles (standard 1/8" steel)

- Combine custom décor and security
- Expanded design style for best appearance
- Choose any material thickness - 1/16" to 1/2"
- Steel, Stainless Steel, or Aluminum
- Custom patterns available



## Return Grill Options

- ★ **RADIUS**-SteelCrest can match almost any radius, inward, or outward.
- ★ **CONCEALMENT LOUVER**- mounts behind the face to block the view into the duct work but does not significantly affect air flow.
- ★ **CUSTOM SHAPES**-Almost any shape is possible! Round, triangle, curved, or any other shape, if you can dream it we can build it.
- ★ **MATERIALS/THICKNESS**- grilles are 1/8-inch thick steel, optional materials include; steel up to 1/2-inch thick, aluminum up to 1/4-inch thick, and stainless steel up to 3/8-inch thick.
- ★ **BORDER**-Ornamental border or custom border sizes and shapes are possible.
- ★ **BEVELED EDGE**- grilles can be ordered with a beveled edge to add dimension and a softer look.
- ★ **SCREEN MESH BACKER**-can be ordered with a Screen mesh backer that mounts behind the grill face.
- ★ **CUSTOM PATTERNS**- company logo's or even names can be incorporated into any SteelCrest product.
- ★ **LIFETIME WARRANTY**-All SteelCrest products are of the highest quality and we stand behind them 100%




# Return Grilles

Optional concealment louver (rear view)



Optional Concealment Louver Blocks View of Air Duct





Powder-coat Finish (samples available)

Screw Holes (optional)

1/8-inch Steel Face Plate with Design (Aluminum and other materials available)

**Great for floors, walls, or ceilings**



**Any Shape**

**Any Color**

## Cabinet Inserts (standard 1/8" steel)

- "Expanded" design style for best appearance
- Frosted acrylic backer option
- Custom patterns available
- Choose any material thickness - 1/16" to 1/2"
- Steel, Stainless Steel, or Aluminum
- Mount independently, or with glass combination
  - Any size, design, shape, or color



ThisOldHouse.com® picked SteelCrest cabinet inserts as "Best New Kitchen Upgrade" 2009 International Builders' Show, Las Vegas

## Speaker Covers (standard 1/8" steel)

- Made with SteelCrest "Standard" designs, or choose "Expanded" and custom designs
- Choose any material thickness - 1/16" to 1/2"
- Speaker cloth backer option
- Any size, design, shape, or color available



**SteelCrestOnline.com, or call 1-866-816-9005** 30



Designs and colors may be mixed and matched for your home. You may also submit original designs.

"SteelCrest products are simple to order and easy to install."

[SteelCrestOnline.com](http://SteelCrestOnline.com)

call toll-free:  
1-866-816-9005

**Any Size Opening      Any Design      Any Color**

- All SteelCrest products are made in the USA and have a Lifetime Warranty
- Cabinet, door, and window insert outer flange, or border size around the pattern is standard with 3/4" on each side unless otherwise requested.
- No-extra-charge Options include "Wide Flange", which will be 1" on each side, or "Small Flange", which will be 1/2" on each side. Additional customer requests can be accommodated at additional cost.
- Sizes stated in drawings, submittals, orders, and order confirmations for **insert products** are outside dimensions, unless otherwise stated. When ordering, specify your requested outside dimension and the relative flange size.
- Insert products are manufactured with standard 1/8" steel, plus optional materials and thicknesses at additional cost.
- Choice of material includes steel, stainless steel, and aluminum; and material thickness from 1/16" to 1/2".
- All designs/patterns for insert products will utilize "Expanded" patterns, cut from the center of a "fixed" or set design, (see submittals) which means that some pattern edges may vary among openings. Specifying exact pattern size may result in additional costs. Artwork may be requested prior to product manufacturing to ensure design satisfaction.
- All designs for speaker cover products will utilize "Standard" patterns which are the same for air register and grille products. "Expanded" designs are optional. (See submittals for designs.)
- SteelCrest is happy to provide products, **but does not provide installation services**. We can offer suggestions for safely installing SteelCrest products at customer request.
- Standard construction on insert products does not include mounting screw holes. SteelCrest can include mounting screw holes per customer instructions and color-matched screws for additional cost.
- **Custom designs, shapes, or customer logos** are available for any SteelCrest products for a one-time design fee. Design cost is minimum \$50.00 and increases with the complexity of the design. Artwork, drawings, tools and processes remain the property of SteelCrest unless otherwise specified.
- Standard lead time for insert products is 4 weeks. RUSH delivery as quick as 2 weeks for additional cost.
- 13 standard colors and 4 premium colors. Color finish is baked-on powder coat that looks like paint but protects like armor.



SteelCrest Corporation — SteelCrest Registers & Grilles — SteelCrest Architectural Accents  
4141 E. Raymond Street, Ste. E • Phoenix, AZ 85040 • 1-866-816-9005 toll-free • 602-437-2900 • 602-437-3335 fax

**31      Select Standard Designs or Request Custom Patterns**

# Supply Register Options


- ★ **RADIUS**-SteelCrest can match almost any radius, inward, or outward. Supply registers with a radius retain the OBD damper!
- ★ **AIR DEFLECTOR**- can be ordered with an air deflector that mounts between the OBD damper and the register face to control the direction of air flow.
- ★ **CUSTOM SHAPES**-Almost any shape is possible! Round, triangle, curved, or any other shape, if you can dream it we can build it.
- ★ **MATERIALS/THICKNESS**- registers are 1/8-inch thick steel, optional materials include; steel up to 1/2-inch thick, aluminum up to 1/4-inch thick, and stainless steel up to 3/8-inch thick.
- ★ **BORDER**-Ornamental border or custom border sizes and shapes are possible.
- ★ **BEVELED EDGE**- registers can be ordered with a beveled edge to add dimension and a softer look.
- ★ **SCREEN MESH BACKER**- can be ordered with a screen mesh backer that mounts between the damper and the register face.
- ★ **CUSTOM PATTERNS**- company logo's or even names can be incorporated into any SteelCrest product.
- ★ **LIFETIME WARRANTY**-All SteelCrest products are of the highest quality and we stand behind them 100%



# Supply Registers

Powder-coat Finish  
(samples available)

1/8-inch Steel Face Plate with Design  
(Aluminum and other materials available)



Steel or Aluminum OBD Damper  
(Supply Registers only, standard if not specified otherwise)

Screw Holes  
(optional)

Great for floors, walls, or ceilings




Custom "Driller pattern"




# Standard Designs for Cabinet, Window and Door Insert Grilles & Speaker Covers

Select From our "Expanded" Designs or Request Custom Patterns




Any Shape

Any Color



Any Size

Any Pattern



SteelCrestOnline.com, or call 1-866-816-9005 32

# Timber Truss Plates

Decorative steel truss plates cut to any size or shape



Simply provide us with a DXF or DWG drawing, or your blue prints and we can make any truss plate. Choose one of our decorative ends, or design your own. Any thickness up to 1/2".



Compare SteelCrest	COMPETITOR			
	RD	RG	Arch	WB
30 Standard Designs	X			
Attached Damper	X	X		
Airflow Tested/Data	X			
Custom Designs	X		X	X
Radius Construction	X		X	X
Any Size	X		X	
12+ Color/Finish Choices	X			
Multiple Material Thicknesses	X		X	
Matching Return Air Filter Frames	X			
Matching Hinged Access Panels	X			
Matching Thermostat Panel	X			
Boxes	X	X		
High-Velocity Air Supply	X	X	X	
Aluminum Available	X		X	
Stainless Steel Available	X	X	X	

Tough as nails all-steel construction – won't warp, crack, bend or rattle.



Standard lead time of 4 weeks with rush lead times as short as 2 weeks.



Bevel edge option is practical for floor registers and adds an artistic dimension.

Custom Designs available - company logos, crests or personalized insignias.



Custom shapes and sizes limited only by your imagination.

SteelCrestOnline.com

602-437-2900

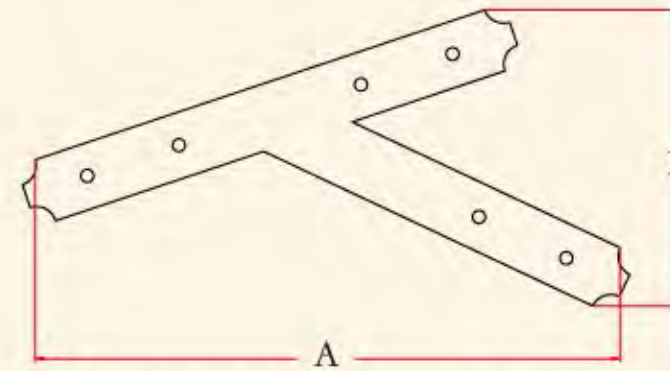


Any Size Opening

Any Design

Any Color

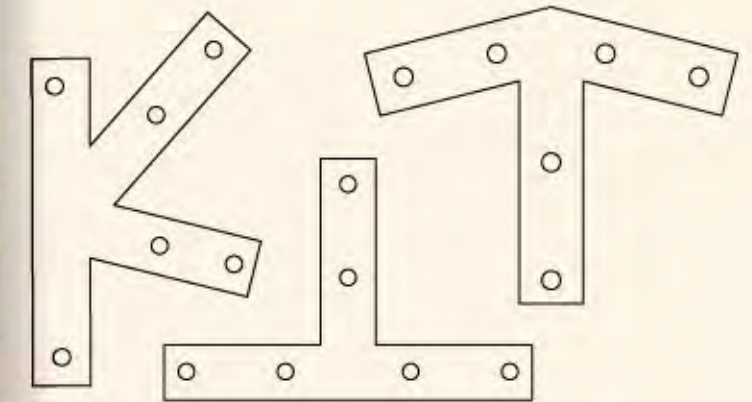
- All SteelCrest products include a lifetime warranty.
- Standard manufacturing lead time is 4 weeks. Optional upgraded lead times as fast as 2 weeks are available if pre-approved by SteelCrest.
- 30 standard Designs plus custom Designs are available upon request.
- 13 standard colors and 4 premium colors. All colors are baked on powder coat finishes that look like paint but protects like armor.
- All SteelCrest supply and return grills are standard 1/8-inch thick steel, optional materials include; steel up to 1/2-inch thick, aluminum up to 1/4-inch thick, and stainless steel up to 3/8-inch thick.
- All SteelCrest Return Air Filter Frames (RAFFs) are standard 18-gauge steel.
- All SteelCrest Access Panels are standard 14-gauge steel.
- All supply registers have standard OBD, (opposing blade damper) that allows adjustment of air flow without adjusting air direction. Optional Air Deflectors direct air flow and can be installed under OBD. (A SteelCrest exclusive!!!)
- Concealment Louvers are available as an option on return grills. Concealment Louvers do not restrict air flow, but block the view through large registers to hide the duct work. (A SteelCrest exclusive!!!)
- Some patterns may not be suitable for floor applications, such as: Corinthian, Classic, Vine, Vineyard, Mountain, Renaissance, or any Cabin Collection medallion designs.
- Custom sizes, patterns, and shapes are available. All custom pieces are drawn by SteelCrest and submitted for customer approval prior to production.



Price chart for Timber Truss Plates is available on our website, simply measure total width (A) and total height (B) then apply those sizes to our chart.

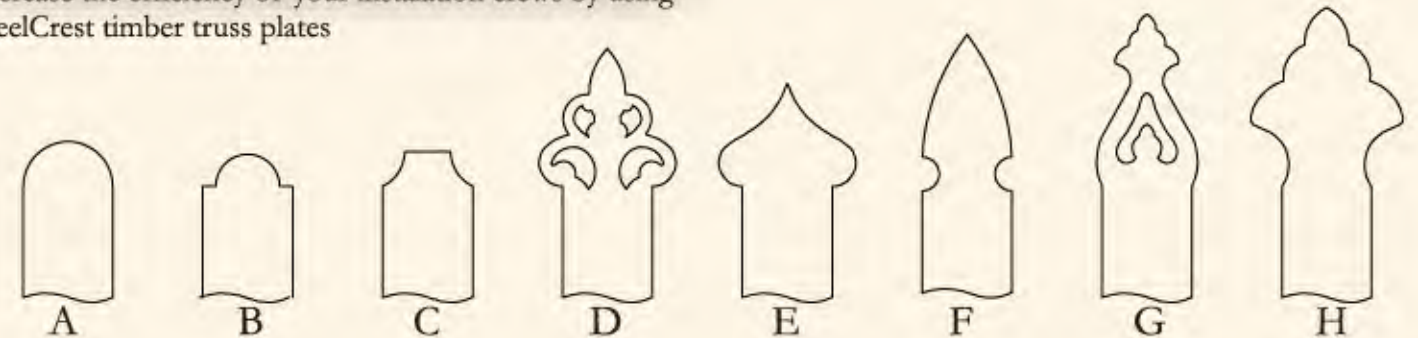


SteelCrest Truss plates come standard with free thin metal templates that have 1/8" hole centers to assist in layout, as shown above



SteelCrest can cut any size and shape.

Increase the efficiency of your installation crews by using SteelCrest timber truss plates



You can choose from one of our stock ends or design your own. All decorative ends are added to the truss plate at the drawing stage and laser cut for the best appearance.

# Commercial Products


## Art meets Identity

Express your business personality thru SteelCrest.

From heavy duty high traffic floor registers to grid ceiling inserts SteelCrest makes a full line of commercial products to enhance your business environment.



Taft Elementary School



Mesa Hilton Hotel



Church Floor Register



Monkeys and Martini's Bar

## Hinged Access Panels

Utility access panels are never pretty. Until now! The perfect decor fixture that gives access to things like spa controls, or water filtration units has these features:

- Design matches other SteelCrest products
- Concealed steel door hinge, won't bend
- Solid construction with simple installation
- Black powder-coated door insert conceals opening
- Optional Concealment Louver allows air flow
- 14 gauge steel standard material
- Any size, design or color is available



Any Shape

Any Color

Control Panel Boxes conceal and protect thermostats, security system panels, and gate access controls too. Features and dimensions are **standard** for every Control Panel Box:

- Design matches other SteelCrest products
- Concealed steel door hinge, won't bend
- 1/8" steel used for grille face
- Electrical connector hole at back of box unit
- Horizontal or vertical configurations
- Great for retro-fit applications
- Key lock optional
- Solid construction with simple installation
- Expanding dry-wall clips fasten in four places for easy installation
- Any size, design or color is available

## Control Panel Boxes



**SteelCrestOnline.com, or call 1-866-816-9005**

SteelCrest offers a complete line of High-Velocity air supply registers that compliment any decor. Any High-Velocity supply can be ordered in steel or stained wood.

- Design matches other SteelCrest products
- 1/8" steel used for grille face, or 1/4" wood
- 2" hose barb welded on back for easy installation
- Round or square in any pattern
- Great for retro-fit applications
- Solid construction with simple installation
- Comes with matching powder coated screws
- Any size, design or color is available

## High-Velocity Air Supply






Air flows better and with more control because of SteelCrest's exclusive air control system. A steel (aluminum optional) OBD damper unit backs up a steel air deflector insert. The pieces are mechanically attached which makes installation quick and easy. Air deflectors are optional, but provide the best atmosphere possible.

- Air flow is always evenly distributed
- Optional Air Deflector provides air flow direction
- Available in non-standard opening dimensions
- Optional curved-face or radius construction
- One-piece construction made for simple installation
- Sturdy 1/8" steel used for grille face and mounting frame
- Other materials and thicknesses available
- Counter sunk screw holes and color-matched screws included
- Any size, shape, design or color is available

## Air Supply Registers



# HVAC and decor That Reflects Your Image

SteelCrest's artistic HVAC and decor products add excitement and define identity in living and working environments. Choose HVAC supply and return registers, thermostat control boxes, utility access panels, and architectural accents like cabinet, window and door insert grilles. Order to fit any size or shape opening. Special details aren't a problem with SteelCrest.

Even better - make a custom design that reflects your image!

- Air Registers
- Air Return Filter Frames
- Commercial HVAC Vents
- Control Panel Boxes
- Access Panels
- Architectural Accents

**Any Size Opening**      **Any Design**


## Air Return Registers

Air Return Registers have the same appearance as supply registers but don't require an OBD. Include a Concealment Louver insert if the duct opening is visible. SteelCrest air return registers are better than others because:

- Optional black Concealment Louver hides air duct
- Available in non-standard opening dimensions
- Optional curved-face or radius construction
- Sturdy 1/8" steel used for grille face and mounting frame
- Other materials and thicknesses available
- Counter sunk screw holes and color-matched screws included
- Any size, shape, design or color is available



Your Logo can be added to any pattern



Toyota Dealership

**Quality Products Made To Fit Your Project**

## Return Air Filter Frames (RAFF)



Comes Standard with Washable Black Filter

HVAC systems use Return Air Filter Frames (RAFF) for primary air flow that returns to the heating/cooling unit. RAFFs are made to fit the duct opening measurements with a standard frame dimension but can be customized to order.

- Washable black filter included
- Post knobs are powder-coated to match
- Concealed hinge is hidden behind face frame
- Unique seamless frame for best appearance
- Removable door for easy installation
- Available in non-standard opening dimensions
- Solid construction with simple installation
- Sturdy 18-gauge steel standard material
- Other materials and thicknesses available



Spiral Duct in Sports Bar



Hotel Scottsdale 24x24 lay in

# Bring Something New To The Table!

Use SteelCrest product displays and sales brochures. It's the best way to present artistic HVAC and architectural decor - and build new business.

## Full-Panel Display



(size = 18"x78")

## Two-Panel Standing Display



(size = 36"x78")

## Folding Carry Display



(size = 22"x22" open)

**Add a Folding Carry Display for only \$250**

## Table Display

Sample product, magnetic sign, plus brochure holder.



(size = 12" wide x 15.5" tall)

## APPRENTICE PACKAGE \$400

- Folding Carry or Table Display
- 20 Color Catalogs, 12 pg
- 20 Technical Manuals, 20 pg
- 40 Grille Designs flyers
- 20 Control Panel Box flyers
- 1 Product Binder
- 2 Sets Color Chips
- 1 Loose Product sample (ex: air supply register)

## JOURNEYMAN PACKAGE \$500


- Full-Panel Standing Display
- Table Display
- 40 Color Catalogs, 12 pg
- 40 Technical Manuals, 20 pg
- 80 Grille Designs flyers
- 40 Control Panel Box flyers
- 2 Product Binders
- 5 Sets Color Chips
- 2 Loose Product samples (ex: 1 air supply register & 1 air return grille)
- 1 Control Panel Box sample

## MASTER PACKAGE \$1200

- Two-Panel Standing Display
- Table Display
- 100 Color Catalogs, 12 pg
- 100 Technical Manuals, 20 pg
- 250 Grille Designs flyers
- 100 Control Panel Box flyers
- 5 Product Binder
- 10 Sets Color Chips
- 3 Loose Product samples (ex: 2 air supply registers & 1 air return grille)
- 1 Control Panel Box sample

Lead time depends on stock in inventory, but typically is two weeks. Longer lead time, or additional charges may apply for special design/finish requests.

©SteelCrest Inc. 2009



*After being in the industry for 50 years our experience with SteelCrest has opened a new door to the HVAC market because of their innovative designs and quality.*

*Our sales have increased since taking on the SteelCrest line. We partner with SteelCrest and highly recommend their products to anyone in need of custom designed grilles, registers and diffusers. In addition their web site is one of the best in the industry.*

*Clyde Wolford  
Stat Aire  
Rancho Cucamonga, California*



SteelCrest provides color catalogs and sales materials. The best digital printing technology is used, with glossy heavy-weight digital paper that ensures the best appearance.



ARTISTIC HVAC and ARTISTIC DECOR





## Table of Contents

OVERVIEW OF HVAC PRODUCTS	3
SUPPLY REGISTERS	7
RETURN GRILLES	9
RETURN AIR FILTER FRAMES	11
HINGED ACCESS PANELS	13
CONTROL PANEL BOXES	15
HIGH-VELOCITY AIR SUPPLIES	17
BASEBOARD REGISTERS	17
STANDARD PATTERNS FOR HVAC PRODUCTS	19
CABIN COLLECTION PATTERNS	20
SUPPLY REGISTER SUBMITTAL	21
RETURN GRILLE SUBMITTAL	22
RETURN AIR FILTER FRAME SUBMITTAL	23
HINGED ACCESS PANEL SUBMITTAL	24
HIGH VELOCITY SUPPLY SUBMITTAL	25
CABINET, WINDOW AND DOOR INSERTS	27
INSERT PRODUCTS OVERVIEW	29
STANDARD PATTERNS FOR INSERTS	32
TIMBER TRUSS PLATES	33
COMMERCIAL PRODUCTS	35
DISPLAY PRODUCTS	37
METAL FABRICATION	38
ORDERING TIPS AND HOW TO MEASURE	39

1-866-816-9005

SteelCrestOnline.com



STAINLESS  
STEEL

**CNC LASER CUTTING & METAL FABRICATION**  
Job Shop 602-437-2900 [SteelCrestOnline.com](http://SteelCrestOnline.com)



BEST CNC  
TECHNOLOGY



PLASTIC



STEEL



**CUTTING DEPTHS**  
(maximum depths)  
**STEEL = 1/2"**  
**ALUMINUM = 3/8"**  
**CAST IRON = 1/2"**  
**WOOD = 1-1/2"**  
**PLASTIC\* = 1-1/2"**  
\*non-PVC only



WOOD



ALUMINUM




Price is not dependant on design or color - only premium colors are additional


- All SteelCrest products include a lifetime warranty.
- Standard lead time for manufacturing is 4 weeks. Lead times as fast as 2 weeks are available for an additional charge if pre-approved by SteelCrest.
- 30 standard patterns plus custom patterns are available upon request.
- 13 standard colors and 4 premium colors. All colors are baked on powder coat finishes that look like paint but protects like armor.
- SteelCrest supply and return grills are standard 1/8-inch thick steel, optional materials include; steel up to 1/2-inch thick, aluminum up to 1/4-inch thick, and stainless steel up to 3/8-inch thick.
- SteelCrest Return Air Filter Frames (RAFFs) are standard 18-gauge steel.
- SteelCrest Access Panels are standard 14-gauge steel.
- All supply registers have standard OBD, (opposing blade damper) that allows adjustment of air flow without adjusting air direction. Optional Air Deflectors direct air flow and can be installed under OBD.
- Concealment Louvers are available as an option on return grills. Concealment Louvers do not restrict air flow, but block the view through large registers to hide the duct work.
- Some patterns may not be suitable for floor applications, such as: Corinthian, Classic, Vine, Vineyard, Mountain, Renaissance, or any Cabin Collection medallion designs.



[SteelCrestOnline.com](http://SteelCrestOnline.com)



## How to Measure



1. First, if possible, remove the existing register or grille.
2. Correct register or grille sizing is achieved by measuring the actual opening in the wall, ceiling, or floor.
3. The width is always expressed first, followed by the height.
4. If the rough opening measures 20 inches wide by 14 inches tall, the correct size to order would be 20"x14".
5. The actual register or grille's interior dimensions will be slightly smaller, so the piece's frame and damper assembly fit into the recessed opening.
6. The actual register or grille's outer dimensions, or flange, will be larger. This will ensure the flange will fit flush on the finished surface and will completely cover the rough opening. This outer flange will house the various screw holes to securely attach the register or grille.
7. SteelCrest can custom create our products to fit any size opening. you tell us the opening size and we'll take it from there!
8. If you are unable to remove the existing register or grille, you will need to measure the outside of the existing piece. If this is the case, please call us for assistance.
9. Before installing your register or grille, we highly recommend painting the interior of the opening with flat back paint. This will ensure a clean finished look.

REV 2

Elegance discovered in  
any size, any shape, and any pattern.

**It's In the Details!**