

# SUBMITTAL SHEET



Nº DLA

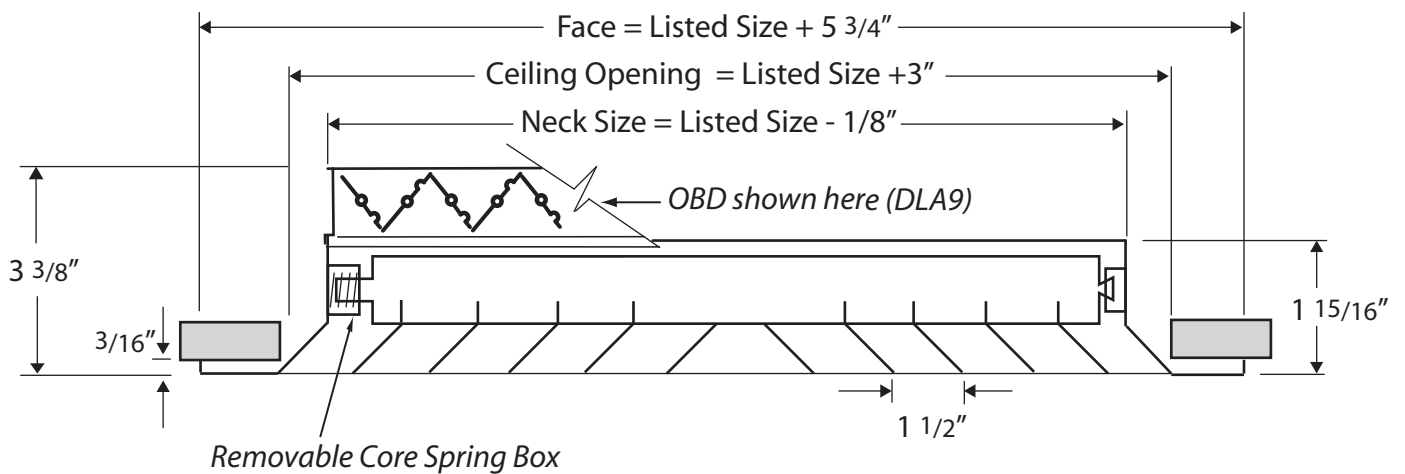
Rev. 2, p.1/2

## Ceiling Diffuser - Aluminum Louvered Face Directional Fixed Air Pattern, Square Neck

**Material:** Heavy gauge aluminum.  
**Finish:** Powder paint coating - white.  
**Mounting:** Surface or Lay-in T-bar ceiling.  
**Volume Control:** Available with pre-installed aluminum OBD (Model# DLA9).



DLA



Core Selection				
<input type="checkbox"/> <b>W1</b> 1 Way	<input type="checkbox"/> <b>WC</b> 2 Way Corner	<input type="checkbox"/> <b>WO</b> 2 Way Opposed	<input type="checkbox"/> <b>W3</b> 3 Way	<input type="checkbox"/> <b>W4</b> 4 Way

# SUBMITTAL SHEET

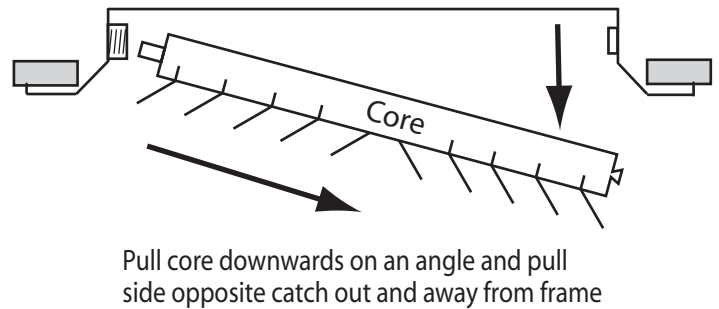
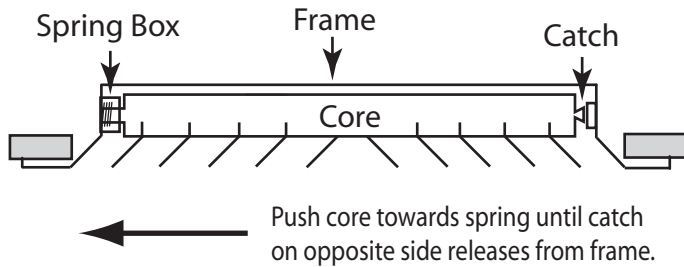


Nº DLA

Rev. 2, p.2/2

## Handy Feature

Boxed-in spring with pressure plate for extra-smooth removal of core.



Border Type	
<input type="checkbox"/> <b>F</b> Flat Frame	<input type="checkbox"/> <b>B</b> Beveled Frame

Mounting		
<input type="checkbox"/> <b>0</b> Lay-In	<input type="checkbox"/> <b>1</b> Screw Holes	<input type="checkbox"/> <b>4</b> Concealed

✓	Model #	Listed or Duct Size	Neck Size	Face Size
	DLA 0606	6" x 6"	5 7/8" x 5 7/8"	11 3/4" x 11 3/4"
	DLA 0909	9" x 9"	8 7/8" x 8 7/8"	14 3/4" x 14 3/4"
	DLA 1212	12" x 12"	11 7/8" x 11 7/8"	17 3/4" x 17 3/4"
	DLA 1515	15" x 15"	14 7/8" x 14 7/8"	20 3/4" x 20 3/4"
	DLA 1818	18" x 18"	17 7/8" x 17 7/8"	23 3/4" x 23 3/4"
	DLA9 0606	6" x 6"	5 7/8" x 5 7/8"	11 3/4" x 11 3/4"
	DLA9 0909	9" x 9"	8 7/8" x 8 7/8"	14 3/4" x 14 3/4"
	DLA9 1212	12" x 12"	11 7/8" x 11 7/8"	17 3/4" x 17 3/4"
	DLA9 1515	15" x 15"	14 7/8" x 14 7/8"	20 3/4" x 20 3/4"
	DLA9 1818	18" x 18"	17 7/8" x 17 7/8"	23 3/4" x 23 3/4"

Finish	
<input type="checkbox"/> White	<input type="checkbox"/> Custom (please specify)



Project: \_\_\_\_\_

Architect: \_\_\_\_\_

Engineer: \_\_\_\_\_

Contractor: \_\_\_\_\_

All dimensions in inches