

6375DHAXDC

Drainable Combination Louver

Miami-Dade Approved | Miami Dade NOA# 21-0201.04 (Expires 2/11/2024)

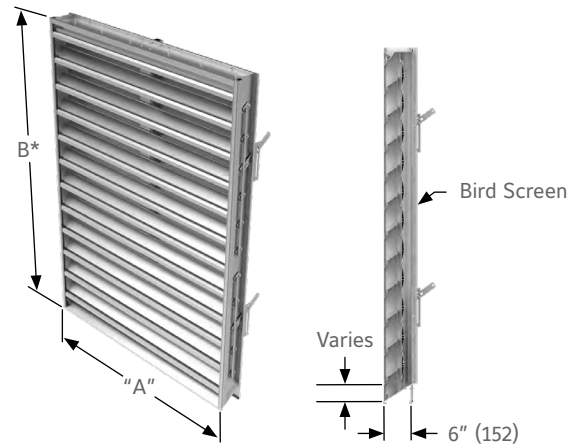


APPLICATION

The 6375DHAXDC is a Miami Dade rated, 6" deep, extruded aluminum, combination louver. It includes a fixed front stationary blade and a rear adjustable blade. These blades can be operated closed when the occupant requires a tight air shut off for protection of air intake and exhaust openings in building exterior walls. This louver is designed with a gutter system channeling water from the blades to downspouts in the jambs, where water is exhausted out the front of the louver when rear blades are open.

STANDARD CONSTRUCTION

Frame	6" (152) deep, 6063T6 extruded aluminum with .125" (3.2) nominal wall thickness. Downspouts and caulking surfaces provided.
Blades	Front stationary drainable blades - 6063T6 extruded aluminum with .081" (2.1) nominal wall thickness, positioned at 37 1/2° angle and spaced approximately 6 1/8" (156) on center. Rear adjustable airfoil blades - 6063T6 extruded aluminum, .07" (1.77) nominal wall thickness.
Screen	5/8" x .040" (16 x 1) expanded, flattened aluminum bird screen in removable frame. Screen adds approximately 1/2" (13) to louver depth.
Seals	Extruded vinyl blade edge seals on rear adjustable blades and flexible, compressible aluminum jamb seals.
Linkage	Concealed in frame.
Bearings	Stainless steel sleeve pressed into frame.
Axles	1/2" (13) plated steel hex.
Actuator	Locking louver quadrant.
Finish	Mill.
Minimum Size	No minimum size.
Approximate Shipping Weight	8 lbs. per sq. ft. (39.1 kg per m ²).
Maximum Factory Assembly Size	55"w x 120"h (1397 x 3048) factory assembly, unlimited width x 120"h field assembly. Louvers larger than the maximum factory assembly size will require field assembly of smaller sections.
Installation	The 6375DHAXDC must be installed per the appropriate installation detail. Reference the appropriate separate installation instruction sheet.
Mullion Supports	Factory installed mullion supports are provided at rear of hidden mullions. Mullion depth = 1" (25) for louvers 75 3/4" (1924) tall and under. Depth = 5 1/8" (130) for louvers over 75 3/4" (1924) tall.



FEATURES

- Approved for use in open structures with provisions to manage weather infiltration (wet rooms)
- Maximum windload ±110 PSF (5.27 kPa)
- 44% Free Area
- Published performance ratings based on testing in accordance with AMCA Publication 511
- Adjustable rear blades provide shut off when desired
- Concealed blade linkage is protected from weather exposure and reduces required installation depth
- Blade and jamb seals provide tight closure
- Beginning point of water penetration at 0.01 oz/sq. ft. is 1250 FPM in open position
- Miami Dade NOA Certification 21-0201.04 (Expires 2/11/2024)

VARIATIONS

Variations to the basic design of these louvers are available at additional cost. They include:

- Extended sill
- Front or rear security bars
- Filter racks
- A variety of bird and insect screens
- A selection of manual, electric, and pneumatic actuators
- Jack shafts may be required with certain size and actuator configuration
- Optional finishes available at additional cost: Prime coat, 50% PVDF (modified fluoropolymer), Epoxy, Pearledize, 70% PVDF, Clear and Anodized finishes. (Some variation in anodize color consistency is possible)

Consult Reliable for other special requirements.

Please reference our website www.reliable.com for up to date LEED information.

Note:

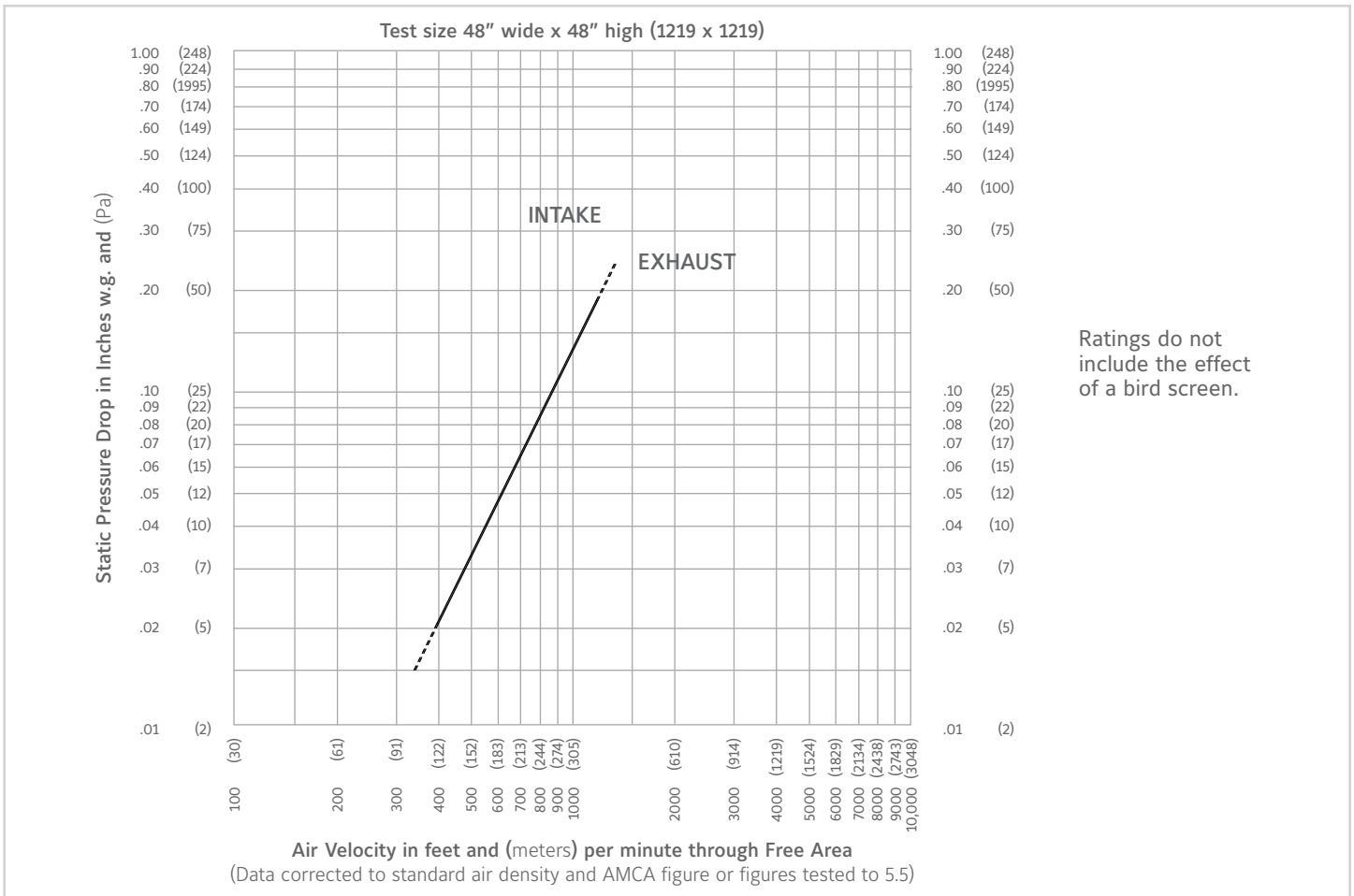
- Dimensions in inches, parenthesis () indicate millimeters.
- Units can be furnished actual size or with size deducts.

FREE AREA GUIDE

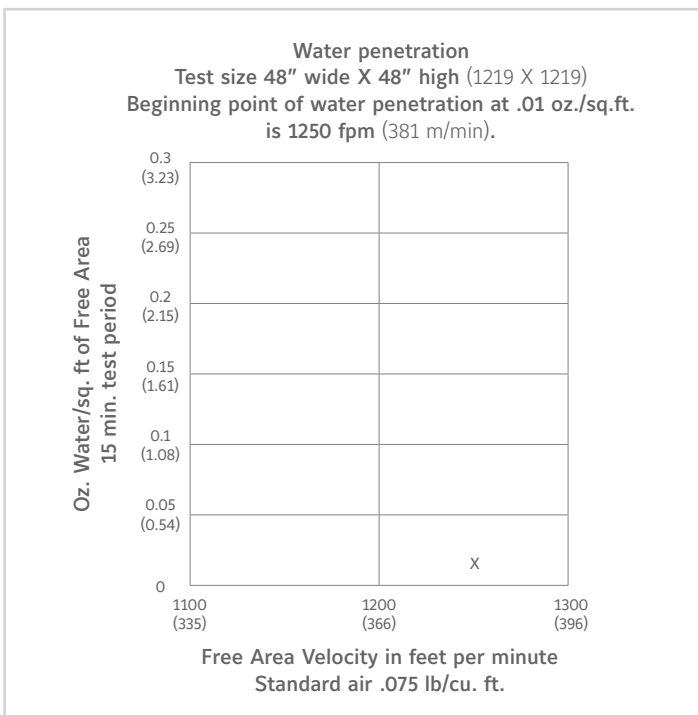
Free Area Guide shows free area in ft² and m² for various sizes of 6375DHAXDC.

		Width – Inches and Meters																			
		12	18	24	30	36	42	48	54	60	66	72	78	84	90	96	102	108	114	120	
Height – Inches and Meters	12	0.30	0.45	0.60	0.75	0.90	1.05	1.20	1.35	1.50	1.65	1.80	1.95	2.10	2.25	2.40	2.55	2.70	2.85	3.00	
	12	0.30	0.10	0.19	0.28	0.37	0.46	0.55	0.64	0.72	0.81	0.90	0.99	1.08	1.17	1.26	1.35	1.43	1.52	1.61	1.70
	18	0.45	0.03	0.51	0.75	0.99	1.22	1.46	1.69	1.93	2.17	2.40	2.64	2.88	3.11	3.35	3.59	3.82	4.06	4.30	4.53
	24	0.60	0.04	0.83	1.22	1.60	1.99	2.37	2.75	3.14	3.52	3.91	4.29	4.67	5.06	5.44	5.83	6.21	6.60	6.98	7.36
	30	0.75	0.06	1.15	1.68	2.22	2.75	3.28	3.81	4.34	4.88	5.41	5.94	6.47	7.00	7.54	8.07	8.60	9.13	9.66	10.20
	36	0.90	0.07	1.47	2.15	2.83	3.51	4.19	4.87	5.55	6.23	6.91	7.59	8.27	8.95	9.63	10.31	10.99	11.67	12.35	13.03
	42	1.05	0.09	1.79	2.62	3.45	4.28	5.10	5.93	6.76	7.59	8.41	9.24	10.07	10.90	11.72	12.55	13.38	14.21	15.03	15.86
	48	1.20	0.11	2.11	3.09	4.06	5.04	6.01	6.99	7.96	8.94	9.91	10.89	11.87	12.84	13.82	14.79	15.77	16.74	17.72	18.69
	54	1.35	0.12	2.43	3.56	4.68	5.80	6.93	8.05	9.17	10.29	11.42	12.54	13.66	14.79	15.91	17.03	18.16	19.28	20.40	21.52
	60	1.50	0.14	2.75	4.02	5.29	6.57	7.84	9.11	10.38	11.65	12.92	14.19	15.46	16.73	18.00	19.27	20.54	21.81	23.09	24.36
	66	1.65	0.15	3.07	4.49	5.91	7.33	8.75	10.17	11.57	13.00	14.42	15.84	17.26	18.68	20.10	21.51	22.93	24.35	25.77	27.19
	72	1.80	0.17	3.39	4.96	6.53	8.09	9.66	11.22	12.79	14.36	15.92	17.49	19.06	20.62	22.19	23.76	25.32	26.89	28.45	30.02
	78	1.95	0.19	3.71	5.43	7.14	8.86	10.57	12.28	14.00	15.71	17.43	19.14	20.85	22.57	24.28	26.00	27.71	29.42	31.14	32.85
	84	2.10	0.20	4.03	5.90	7.76	9.62	11.48	13.34	15.20	17.07	18.93	20.79	22.65	24.51	26.38	28.24	30.10	31.96	33.82	35.68
	90	2.25	0.22	4.35	6.36	8.37	10.38	12.39	14.40	16.41	18.42	20.43	22.44	24.45	26.46	28.47	30.48	32.49	34.50	36.51	38.52
	96	2.40	0.23	4.67	6.83	8.99	11.15	13.30	15.46	17.62	19.78	21.93	24.09	26.25	28.40	30.56	32.72	34.88	37.03	39.19	41.35
102	2.55	0.25	4.99	7.30	9.60	11.91	14.21	16.52	18.82	21.13	23.43	25.74	28.04	30.35	32.65	34.96	37.27	39.57	41.88	44.18	
108	2.70	0.27	5.31	7.77	10.22	12.67	15.13	17.58	20.03	22.48	24.94	27.39	29.84	32.30	34.75	37.20	39.65	42.11	44.56	47.01	
114	2.85	0.28	5.63	8.24	10.84	13.44	16.04	18.64	21.24	23.84	26.44	29.04	31.64	34.24	36.84	39.44	42.04	44.64	47.24	49.84	
120	3.00	0.30	5.95	8.70	11.45	14.20	16.95	19.70	22.44	25.19	27.94	30.69	33.44	36.19	38.93	41.68	44.43	47.18	49.93	52.68	

PRESSURE DROP



WATER PENETRATION



Reliable Manufacturing Company certifies that the 6375DHAXDC louvers shown herein are licensed to bear the AMCA Seal. The ratings shown are based on tests and procedures performed in accordance with AMCA Publication 511 and comply with the requirements of the AMCA Certified Ratings Program. The AMCA Certified Ratings Seal applies to air performance rating and water penetration ratings only.



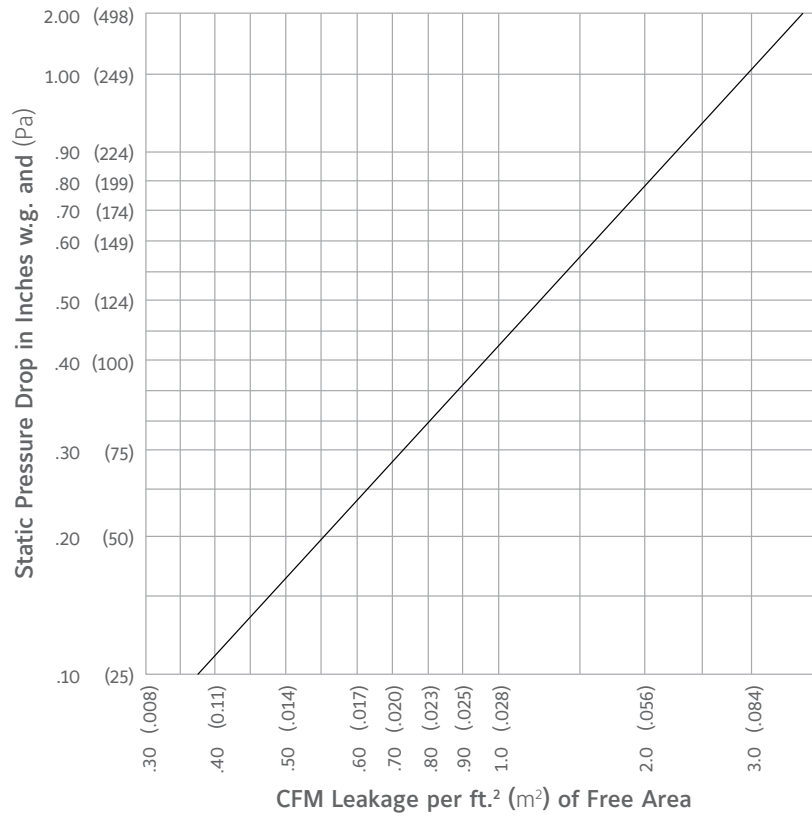
HIGH VELOCITY
RAIN RESISTANT
WITH BLADES FULLY CLOSED

See www.AMCA.org for all certified or listed products

This label does not signify
AMCA air flow performance
certification.

Reliable certifies that the 6375DHAXDC shown herein is approved to bear the AMCA Listing Label. The ratings shown are based on tests and procedures performed in accordance with AMCA Publications and comply with the requirements of the AMCA Listing Label Program.

AIR LEAKAGE



SUGGESTED SPECIFICATION

Furnish and install at locations shown on the plans or as described in schedules combination drainable stationary louver and low leak damper meeting the performance criteria established by the Florida Building Code and Miami-Dade County. Combination louvers shall be certified to FBC standards TAS 201 (Large Missile Impact), TAS 202 (Uniform Static Air Pressure) and TAS 203 (Cyclic Wind Loading). Combination louvers shall be manufactured in an ISO 9001 certified factory.

Combination louvers shall be furnished with bird and/or insect screens, electric, pneumatic, or manual actuators, supports and finishes as specified and as required for a complete installation. Combination louvers shall incorporate drainable stationary blade and separate adjustable airfoil damper blade in a single frame. All blades and frames shall be constructed of 6063-T6 aluminum alloy.

Louvers shall be Reliable Model 6375DHAXDC extruded 6063T6 aluminum alloy construction as follows:

Material

- Frame: .125" (3.2) wall thickness, caulking surfaces provided.
- Blades: Stationary blades shall be .081" (2.1) and adjustable airfoil damper blades shall be .07" (1.7) nominal wall thickness.
- Extended Sill : .081" (2.1) wall thickness with upturned side panels to prevent water leakage.
- Screen: 5/8" x .040" (16 x 1) expanded, flattened aluminum bird screen in removable frame.
- Finish: Select finish specification from Reliable Finishes Brochure.

Structural Design

Integral structural supports shall be designed and furnished by the louver manufacturer to carry a wind load of not less than 110 psf (5.27 kPa).

TAS 203-94 Cyclic Wind Pressure Test			
Cycles	Load In PSF (kPA)	Load Duration Cycle	Louver Recovery
600	+55.0 (+2.6)	1 to 3 seconds	100%
600	-55.0 (-2.6)	1 to 3 seconds	100%
70	+66.0 (+3.2)	1 to 3 seconds	100%
70	-66.0 (-3.2)	1 to 3 seconds	100%
1	+143.0 (+6.8)	1 to 3 seconds	100%
1	-143.0 (-6.8)	1 to 3 seconds	100%

LINKS TO IMPORTANT DOCUMENTS

Document Title

Finishes and Color Guide

Limited Warranty Document



1300 Enterprise Road, P.O. Box
580, Geneva, Alabama 36340
Tel: 334-684-3621
Tel: 800-624-3914
Fax: 800-508-1469