



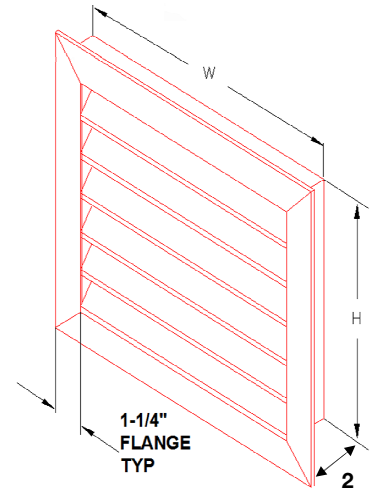
GALVANIZED, STAINLESS AND COPPER LOUVER

MODEL: 2-SRF-ML **IMPACT RESISTANT LOUVER**



APPLICATION

The 2-SRF-ML Stationary Louver is 2" deep with a Flange Frame. That is designed for the protection of high air intake and exhaust velocities in building exterior walls.



SPECIFICATIONS

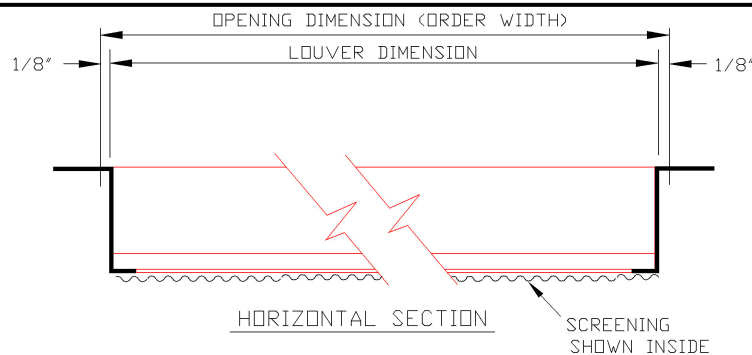
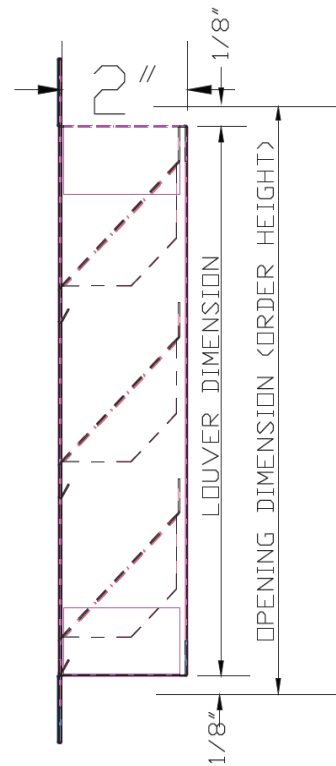
Frame:	22 Ga. galvanized steel
Blade:	22 Ga. galvanized steel
Blade Spacing:	Approximately 3-1/4" center to center (except at head and sills)
Fasteners:	Spot welds
Blade Angle:	36°
Screen:	Bird screen 1/2" x 1/2" galvanized steel
Flange:	1-1/4"

OPTIONS

Frame & Blade:	22 Ga. 316 stainless steel Copper
Finish:	Powder Coat Paint Baked Enamel Paint

Insect Screen 1/16" x 1/16" galvanized steel

Bird Screen 1/2" x 1/2" Aluminum



VERTICAL
SECTION