



Web Reps 800-810-3280

## RTS STATIONARY LOUVERS TRIANGULAR AND TRAPEZOIDAL SHAPES EXTRUDED ALUMINUM

### STANDARD CONSTRUCTION

**FRAME**

6063T6 extruded aluminum. RTS louvers are constructed with standard or flange frames. Drainable head and jambs are not utilized so water penetration may vary from tested performance. When sloped sill frames are standard construction they may be utilized in Shape C, D, F, J and K configuration RTS shapes only.

**BLADES**

6063T6 extruded aluminum.

**SCREEN**

5/8" x .040" (16 x 1) expanded, flattened aluminum bird screen in removable frame. Screen adds approximately 1/2" (13) to louver depth.

**FINISH**

Mill.

**MINIMUM SIZE**

20"w x 16"h (508 x 406)

**MAXIMUM SIZE**

Typically shall be 75 ft<sup>2</sup> (7m<sup>2</sup>) per section, not to exceed 120"w x 90"h (3048 x 2286) or 90"w x 120"h (2286 x 3048).

Louvers larger than the maximum factory assembly size will require field assembly of smaller sections.

**SUPPORTS**

Louvers may be provided with rear mounted hidden vertical blade supports (HVBS) that increase louver depth. Support depth varies depending on louver size, assembly configuration or windload.

**PERFORMANCE**

Blade styles offered in RTS louvers are only performance tested in square louver configuration. RTS louver performance may differ from comparably sized louver in standard configuration. RTS models are not licensed to bear the AMCA Seal for performance.

**\*See individual louver model spec sheet for more detailed construction information.**

**\*Drainable RTS louvers are fabricated with non-drainable head and jambs. Water performance may differ from test.**

### FEATURES

RTS models offer:

- Architecturally styled hidden mullions for attractive appearance.
- All aluminum construction for low maintenance and high resistance to corrosion.

### VARIATIONS

Variations to the basic louver design are available at additional cost. They include:

- Extended sill
- Glazing frames
- Flanged frame
- Hinged frame
- Filter racks
- Front or rear security bars
- A variety of bird and insect screens.
- Selection of finishes: baked enamel (modified fluoropolymer), epoxy, Kynar, Acrodize, prime coat, clear and color anodize. (Some variation in anodize color consistency is possible.)

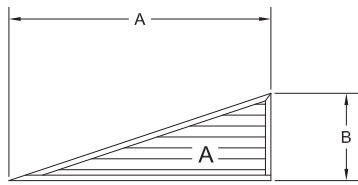
Dimensions in parenthesis ( ) indicate millimeters.

\*Units furnished 1/4" (6) smaller than given opening dimensions.

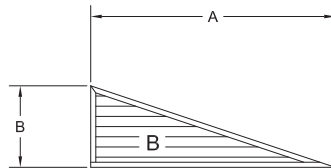
QTY.	BLADE STYLE	SHAPE											SIZE			VARIATIONS		
		A	B	C	D	E	F	G	H	J	K	L	A	B	C			

**PROJECT:**  
**ARCH/ENGR:**  
**REPRESENTATIVE:**

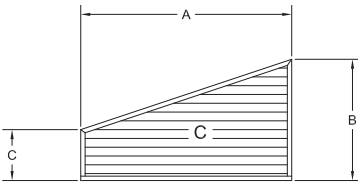
**LOCATION:**  
**CONTRACTOR:**  
**DATE:**



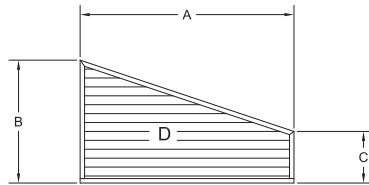
**Left Half Triangle (A)**



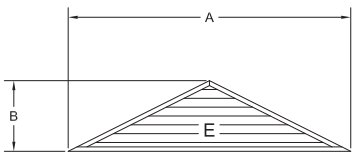
**Right Half Triangle (B)**



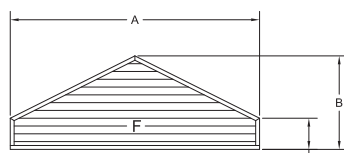
**Left Triangle Top (C)**



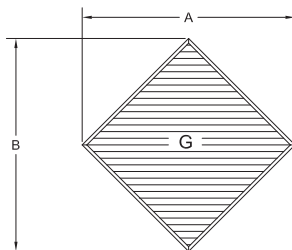
**Right Triangle Top (D)**



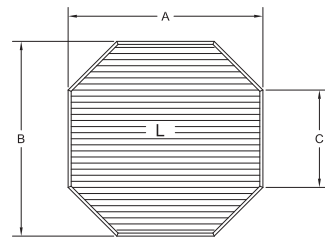
**Pyramid (E)**



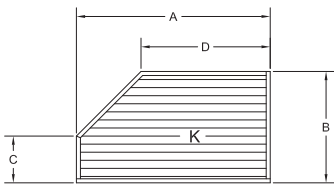
**House (F)**



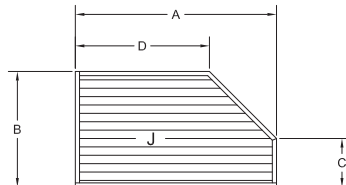
**Diamond (G)**



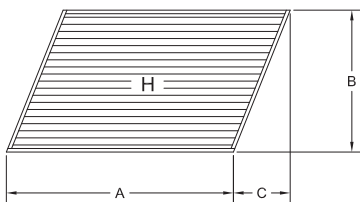
**Octagon (L)**



**Left Corner (K)**



**Right Corner (J)**



**Parallelogram (H)**

LOUVER MODEL	FRAME DEPTH
245RB	2" (51)
245D	2" (51)
4375Z	4" (102)
4375D	4" (102)
445RD	4" (102)
4RCV-H	4" (102)
445DD	4" (102)
4375B	4" (102)
6350DS	6" (152)
6375Z	6" (152)
6375Z125	6" (152)
645RB	6" (152)
645RB125	6" (152)
645DD	6" (152)
2DDWRG	2" (51)
4DDWRG	4" (102)
5DDWRG	5" (127)
3RRGH	3" (76)
4RRV	4" (102)
6RRSV	6" (152)